



TOKYO



SEN DINING TABLE

*Solid Oak Dining Table*

The Sen Dining Table is the most architectural expression of ENWA's softened oak language. A long, precise horizontal plane is supported by sculpted legs that carry strength without visual heaviness. Its edges appear sharp from a distance, but dissolve into a continuous soft profile under the hand — bringing clarity, warmth, and scale to the dining room.

*Design benefits*

- Available in 2200 mm and 3200 mm lengths for six to ten seats.
- Superellipse plan gives softened corners without reducing usable surface area.
- ENWA Edge wraps the full perimeter: visually thin, soft to grip underneath.
- Both sizes keep the same 730 mm dining height, finish language, and computed edge profile.

*In context*



PRODUCT OPTIONS

*Table sizes*



SEN 2200


2200 x 1100 x H730 mm · 55 kg



SEN 3200

3200 x 1300 x H730 mm · 85 kg


*Wood finish*



CHARCOAL OAK / NATURAL OAK

Ultra-thin matte lacquer over solid North American oak; grain remains visible and tactile.

*Edge / leg detail*



THE EDGE PARADOX

The underside concavity makes the top read as a blade from a distance, then opens into a soft radius under the hand.

*Material / finish specification*

Wood: solid North American oak · FAS grade or better · kiln-dried twice  
 Top: 45 mm nominal center thickness, tapering toward computed ENWA edge  
 Finish: ultra-thin matte lacquer, natural or charcoal; thin coats, hand-sanded between passes  
 Preparation: 19–25 days wood preparation; Tokyo quality control

TECHNICAL SPECIFICATIONS

PRODUCT TYPE

Dining table

DIMENSIONS

Sen 2200: 2200 x 1100 x H730 mm  
 Sen 3200: 3200 x 1300 x H730 mm

SEATING / WEIGHT

2200: seats 6–8 · 55 kg  
 3200: seats 8–10 · 85 kg

PRODUCTION PROCESS

Solid North American oak, kiln-dried twice. CNC-machined major cuts; computed underside profile hand-sanded through progressive grits.

COLOUR

Wood finish  
 Charcoal Oak / Natural Oak

MATERIALS

Solid North American oak tabletop and shaped oak base, selected for grain stability and clarity.

FINISH

Ultra-thin matte lacquer in multiple thin coats, hand-sanded between passes. Charcoal keeps the oak grain visible in raking light.

LEAD TIME / WARRANTY

8–12 weeks. 5-year structural warranty.

DESIGN

Superellipse tabletop; computed ENWA Edge with concave underside profile.

ENVIRONMENT

Indoor dining use

DELIVERY

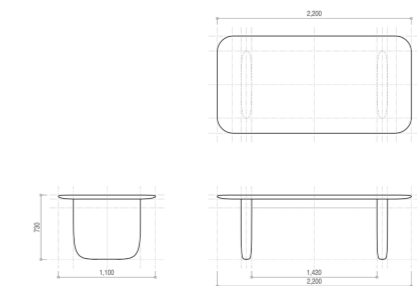
DDP delivery to 34 countries. Ships flat-pack with included tools and assembly guide.

MAINTENANCE

Please refer to Mililab care instructions for oak and painted wood surfaces.

*Technical drawings*

SEN 2200



SEN 3200

